



PICO®

7207-91 - 7216-91 Specifications Sheet

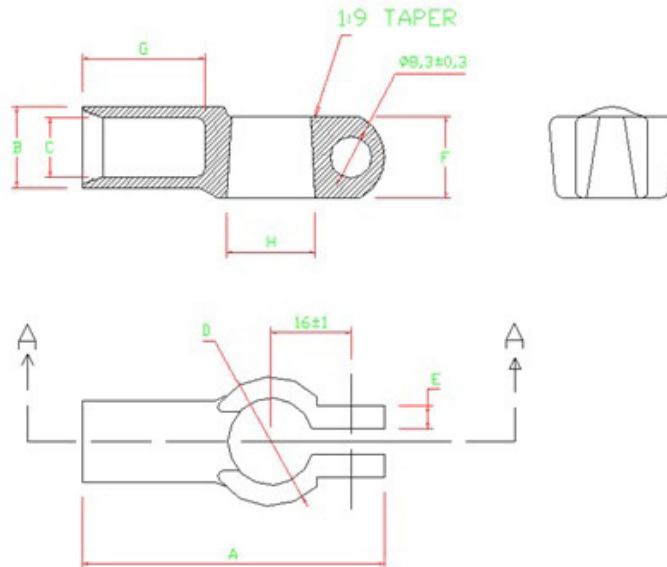


Kit #	Gauge	Polarity	Colour	Terminal #	Solder Pellet #	Shrink Tubing #
7207-91	2-1	Negative	Pink	5207	6162	8334
7208-91	2-1	Positive	Pink	5208	6162	8334-5
7209-91	1/0	Negative	Black	5209	6163	8334
7210-91	1/0	Positive	Black	5210	6163	8334-5
7211-91	2/0	Negative	Orange	5211	6164	8334
7212-91	2/0	Positive	Orange	5212	6164	8334-5
7213-91	3/0	Negative	Purple	5213	6165	8335
7214-91	3/0	Positive	Purple	5214	6165	8335-5
7215-91	4/0	Negative	Yellow	5215	6166	8335
7216-91	4/0	Positive	Yellow	5216	6166	8335-5



PICO®

5207-5216 Specifications Sheet



Part #	AWG	Polarity	Colour	A	B	C	D	E	F	G	H	Finished Weight
				± 2.00	± 0.50	± 0.50	± 1.00	± 0.50	± 0.50	± 1.00	± 0.50	
5207	2-1	Negative	Pink	58.5	12.5	9.0	25.0	4.0	14.0	23.5	17.7	43.8
5208	2-1	Positive	Pink	58.5	12.5	9.0	26.0	4.0	14.0	23.5	19.4	41.5
5209	1/0	Negative	Black	60.0	14.3	11.1	25.0	4.0	14.0	24.5	17.7	43.2
5210	1/0	Positive	Black	60.0	14.3	11.1	26.0	4.0	14.0	24.5	19.4	41.4
5211	2/0	Negative	Orange	60.5	16.0	11.7	25.5	4.5	16.0	25.0	17.7	54.6
5212	2/0	Positive	Orange	60.5	16.0	11.7	26.5	4.5	16.0	25.0	19.4	54.7
5213	3/0	Negative	Purple	60.5	17.9	14.1	25.5	4.5	16.0	25.0	17.7	57.8
5214	3/0	Positive	Purple	60.5	17.9	14.1	26.5	4.5	16.0	25.0	19.4	56.5
5215	4/0	Negative	Yellow	60.5	19.5	16.1	25.5	4.5	16.0	25.0	17.7	60.1
5216	4/0	Positive	Yellow	60.5	19.5	16.1	26.5	4.5	16.0	25.0	19.4	60

Notes

1. Material: C11000 ETP Copper
2. Standards: SAE J-1811
3. Dimensions: dimensions in the chart are in millimetre
4. Finished Weight in grams, not including nut & bolt
5. Tin Plate Finish: .0002 to .0004" thickness
6. Bolt Size: .3125-18 x 1.5" Tin Plated with square head and shoulder nut
7. Post Hole Taper: 1:9



PICO[®]

6162 - 6166 Specifications Sheet

Part #	Alloy	AWG	Colour	Nominal Outside Diameter	Nominal Length	Nominal Weight, per 100 pcs (LBS)
6162	63% SN/ 37% PB	1	Pink	0.330	0.546	1.25
6163	63% SN/ 37% PB	1/0	Black	0.410	0.600	2.07
6164	63% SN/ 37% PB	2/0	Orange	0.445	0.600	2.39
6165	63% SN/ 37% PB	3/0	Purple	0.510	0.600	3.14
6166	63% SN/ 37% PB	4/0	Yellow	0.585	0.600	4.22

Notes

Flux: 88 (2% +/- 4%)

Dimensions in inches

SN = Tin
PB = Lead

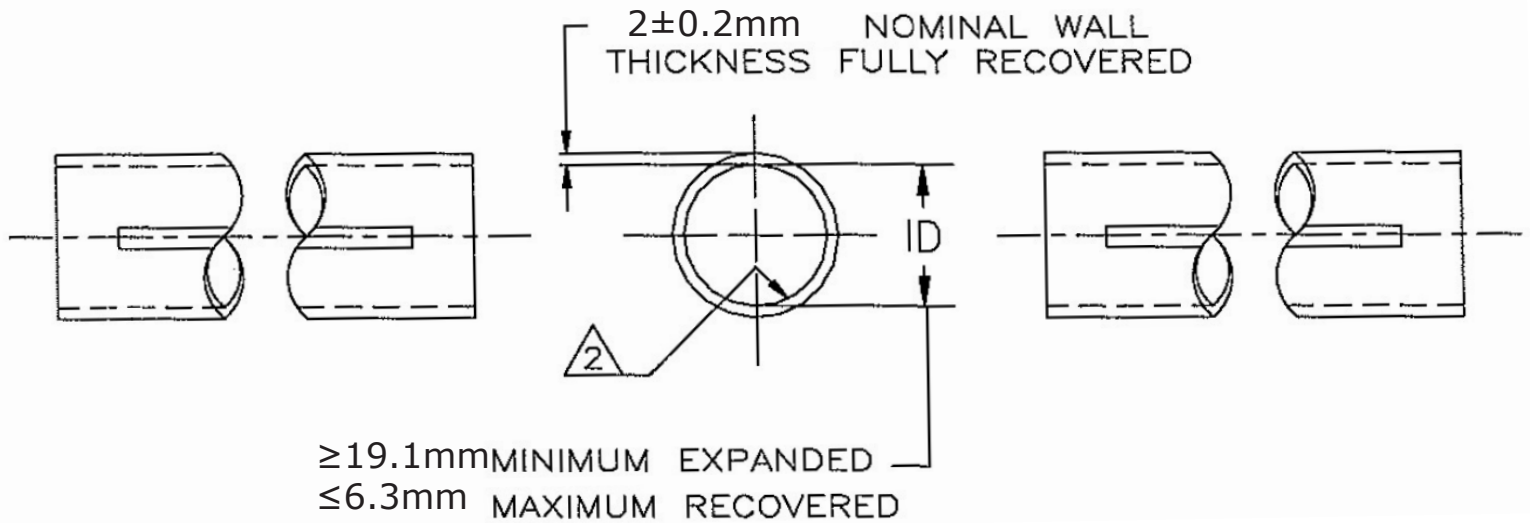
8334

Specifications Sheet

Adhesive Lined Dual Wall 3:1 Shrink Tube

Flexible, thick adhesive lined dual wall shrink tubing manufactured by co extrusion of polyolefin and hot melt adhesive. Designed to provide both insulation and sealing.

Outline Drawings



Notes

1. Material: Black polyolefin
2. Sealant throughout total length of inside diameter.
3. Dimensions apply without sealant.

Internal Diameter: $\geq 19.1 \text{mm}$
 Internal Diameter After Recovery: $\leq 6.3 \text{mm}$
 Wall Thickness After Recovery: $2 \pm 0.2 \text{mm}$
 Adhesive Thickness After Recovery: $1 \pm 0.1 \text{mm}$

Temperature Rated: $-45^\circ\text{C} - 125^\circ\text{C}$
 Shrink Temperature: $125^\circ\text{C} - 200^\circ\text{C}$
 Rated for 600V applications.



Technical Data

Property	Test Method	Standard
Tensile Strength (Mpa)	ASTM D2671	≥ 10.4
Elongation (%)	ASTM D2671	≥ 200
Tensile Strength After Aging (MPa)	UL 224 158°C x 168Hrs	≥ 7.3
Elongation At Break After Aging (%)	UL 224 158°C x 168Hrs	≥ 100
Dielectric Strength (kv/mm)	IEC 60243	≥ 15
Volume Resistivity ($\Omega \cdot \text{cm}$)	IEC 60093	$\geq 1 \times 10^{14}$
Water Absorption (%)	ASTM-D570	$\leq 0.2\%$
Vicat Softening Point	ASTM-E28	95°C
Peel Strength (PE)	ASTM-D1000	120N/25mm
Peel Strength (AL)	ASTM-D1000	80N/25mm

Installation

PICO of Canada Ltd. offers a comprehensive selection of advanced shrink appliances that ensure process stability and repeatability.



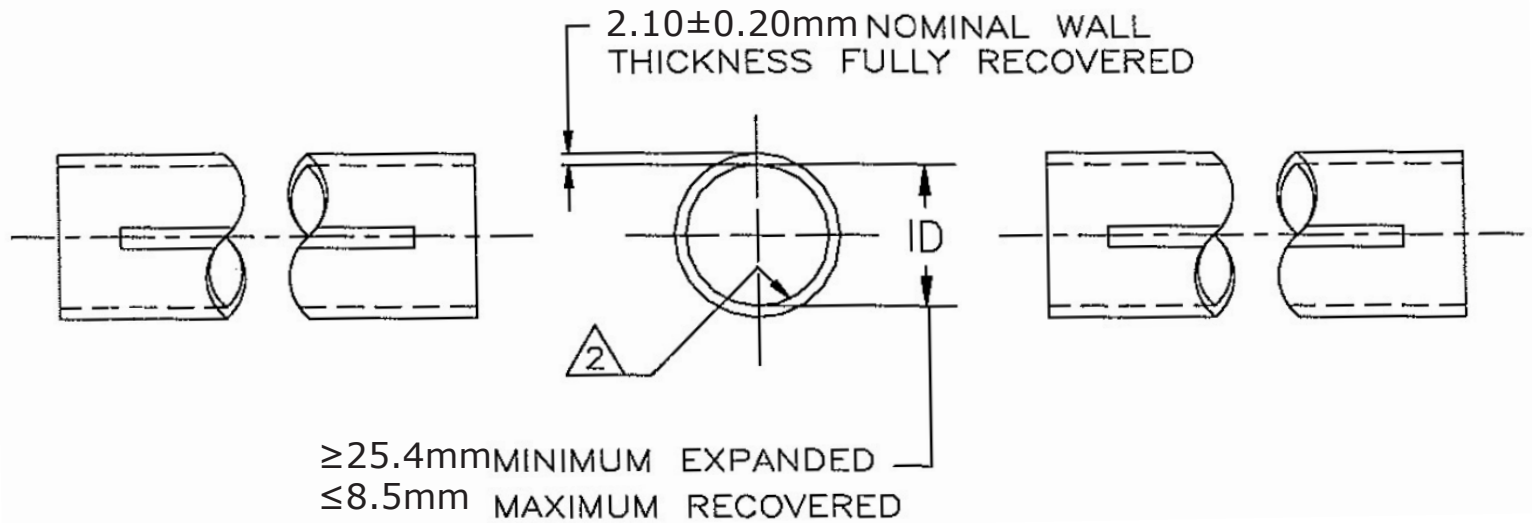
PICO®

8335 Specifications Sheet

Adhesive Lined Dual Wall 3:1 Shrink Tube

Flexible, thick adhesive lined dual wall shrink tubing manufactured by co extrusion of polyolefin and hot melt adhesive. Designed to provide both insulation and sealing.

Outline Drawings



Notes

1. Material: Black polyolefin
2. Sealant throughout total length of inside diameter.
3. Dimensions apply without sealant.

Internal Diameter: ≥25.4mm
 Internal Diameter After Recovery: ≤8.5mm
 Wall Thickness After Recovery: 2.1±0.20mm
 Adhesive Thickness After Recovery: 1.05±0.1mm

Temperature Rated: -45°C - 125°C
 Shrink Temperature: 125°C - 200°C
 Rated for 600V applications.



Technical Data

Property	Test Method	Standard
Tensile Strength (Mpa)	ASTM D2671	≥10.4
Elongation (%)	ASTM D2671	≥200
Tensile Strength After Aging (MPa)	UL 224 158°C x 168Hrs	≥7.3
Elongation At Break After Aging (%)	UL 224 158°C x 168Hrs	≥100
Dielectric Strength (kv/mm)	IEC 60243	≥15
Volume Resistivity (Ω .cm)	IEC 60093	≥1x10 ¹⁴
Water Absorption (%)	ASTM-D570	≤0.2%
Vicat Softening Point	ASTM-E28	95°C
Peel Strength (PE)	ASTM-D1000	120N/25mm
Peel Strength (AL)	ASTM-D1000	80N/25mm

Installation

PICO of Canada Ltd. offers a comprehensive selection of advanced shrink appliances that ensure process stability and repeatability.