


## Glass Fuse Accessories



**1 Way Glass Fuse Block** 

Provides reliable vehicle circuit protection in a compact and miniature size. Industry standard colour coded to indicate amp rating. 30A Max. Fits AGC & SFE

Part No.	Qty
940-11	1




**4 Way Glass Fuse Block** 

Fits AGC & SFE

Part No.	Qty
941-11	1



**Bayonet Type Bakelite Glass Fuse Holder** 

To install fuses with loop wire, simply cut loop into two separate wires of desired length. Fits AGC & JSO.

Description	1 PC	10 PCS	100 PCS
14 AWG 20A	905-BP	905-PK	905-C




**Glass Fuse Tap Adapter .250** 

Taps into fuse block.

Part No.	Qty
1590-BP	1590-15



**Bayonet Type Nylon Glass Fuse Holder** 

To install fuses with loop wire, simply cut loop into two separate wires of desired length. Fits AGC & JSO.

Description	1 PC	10 PCS	100 PCS
16 AWG 15A	906-BP	906-PK	906-C




**Crimp Terminal, Snap-Lock Type Glass Fuse Holder** 

Fits AGC

Description	1 PC
18-14 AWG 20A	909-11



**Bayonet Type Nylon Glass Fuse Holder** 

To install fuses with loop wire, simply cut loop into two separate wires of desired length. Fits AGC & JSO.

Description	1 PC	10 PCS
12 AWG 30A	904-BP	904-PK




**Waterproof Glass Fuse Holder** 

Crimp Terminal, Snap-Lock Type  
Fits AGC

Description	1 PC
18-12 AWG 30A	910-11





**Hinged Body Type Nylon Glass Fuse Holder** 

To install fuses with loop wire, simply cut loop into two separate wires of desired length. Fits AGC & JSO.

Description	1 PC
12 AWG 30A	902-11



**Panel Mount Glass Fuse Holder**  

10A @ 250V AC / 15A @ 125V AC  
Fits AGC & JSO.

1 PC	10 PCS
995-11	995-34

## GM Fuse Block Taps



**GM Fuse Block Battery Tap**

Taps into fuse block. Splice accessory wire onto connector wire and plug connector into battery cavity. Power always on. Clock, alarm, radio, horn.

Part No.	Qty
955-BP	1



**GM Fuse Block Ignition Tap**

Taps into fuse block. Splice accessory wire onto connector wire and plug connector into ignition cavity. Power supplied once ignition is on.

Part No.	Qty
958-BP	1